




PRODUCT BROCHURE



ALUMINIUM CLADDING



ALUMATE CLADDING SYSTEM

Alumate architectural cladding system, enhances the look and feel of outdoor façade, soffit and internal wall & ceiling linings. Alumate is Ideal for new buildings or renovations and is suitable for both residential and commercial applications where a low maintenance, highly durable, non-combustible realistic wood grain finish is required.

Alumate cladding comes in a varying widths and offers straight forward fixing methods making it highly flexible for any design specification and application. Alumate cladding can be orientated either vertically or horizontally in order to deliver a clean finish with consistently spaced shadow lines.

*Alumate is ideal for
new buildings or renovations
and is suitable for both
residential and commercial
applications*

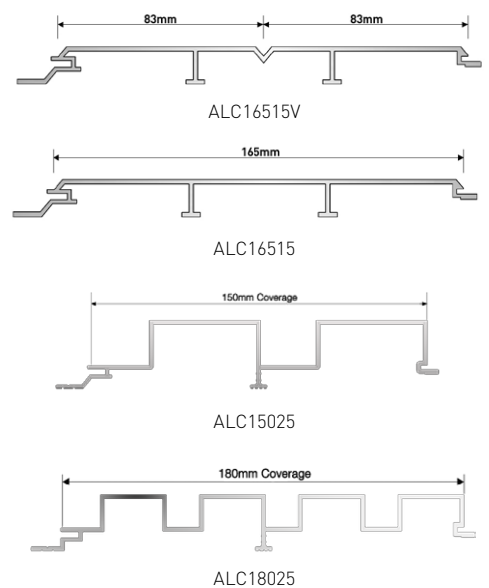


ALUMATE: THE NATURAL WARMTH, APPEAL, BEAUTY AND RICHNESS OF WOOD GRAIN FINISHES FOR ARCHITECTURAL CLADDING

ADVANTAGE

- Non-Combustible
- Low maintenance
- Durable
- Easy installation with Pre slotted fixing points
- All sizes of cladding profiles interlock with each other
- Profile Coverage: 165mm, 150mm, 180mm ...
- Wide range of realistic wood grain finishes, coated on all faces
- Vertical and horizontal installation options
- Full suite of accessories in matching profile colours

CLADDING PROFILE



ACCESSORIES



AAC-JTRIM-1&2



AAC-TBAR-1&2



AAC-CORNER-1&2



AAC-VERTICAL STARTER



AAC-HORIZONTAL STARTER


ALUMATE CLADDING-SHIPLAP INSTALLATION

Alumate Cladding features an interlocking tongue and groove design to achieve concealed fixings while providing a conventional timber appearance with a clean and durable finish. Defined uniform shadow lines between the boards become architectural features when the boards are installed either horizontally or vertically.

Alumate cladding comes in 15mm thick boards with a special 'V' shaped tongue and groove shadow line joint rebates. Alumate cladding boards overlap one another, concealing the fixing and locking in the boards to give a clean finish with effective board coverage of 165mm, with the optional virtual 'V' joint of the ALC16515V giving the appearance of a 83mm board.




WOOD GRAIN COLOURS & FINISHES




WHITE OAK




AMERICAN OAK




MAHOGANY



CHERRY




WALNUT



SAPELE



ANTIQUE GREY



CHARRED

* ALSO AVAILABLE IN STANDARD POWDERCOAT OR ANODISED FINISHES.

** PLEASE BEAR IN MIND THAT COLOURS MAY APPEAR SLIGHTLY DIFFERENT ON DELIVERY DUE TO DIFFERENT PRINTER AND MONITOR SETTING.



Phone (australia) : +61 (2) 9630 8366 Email : enquiry@alumate.com.au
Office : Unit 15 Jones Bay Wharf, 26-32 Pirrama Road, Pyrmont NSW 2009
Website : www.alumate.com.au